

VISION



It's the perfect reflection of your style. From the outside, these sleek doors perfectly mirror the clean lines and glass expanses of your home's contemporary design. Inside, they transform your garage into a bright and inviting room.



PANEL DESIGNS

8' & 9' Wide (2 Panels)



16' Wide (4 Panels)



10' Wide (3 Panels)



18' Wide (5 Panels)



SPECIFICATIONS

	1000
Frame Construction	2" thick aluminum
Section Heights	21" - 24"; 18" for odd height doors
Wind Load¹ Available	✓
Finish Warranty²	5 Years
Workmanship Warranty²	5 Years
Hardware Warranty²	5 Years

¹ Insulation has passed self-ignition, flamespread and smoke developed index fire testing.
² Calculated door section R-value is in accordance with DASHMA TDS-163.
³ It is your responsibility to make sure that your garage door meets local building codes.
⁴ Hardware warranty includes springs, cables, drums, rollers, and bearings.

For complete warranty details, contact your local Precision Door Service.

OPTIONAL PANELS

Aluminum & Insulated Aluminum




Shown in Clear Anodize.

Perforated Aluminum



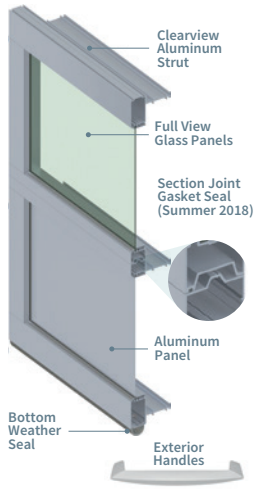
0.312" square perforations on 1/2" centers. Also available in Mill finish.

Louvered Aluminum



6 columns of (12) 3"x 3/4" vents on a 4' x 24" panel. Shown in White Powder Coat.

CONSTRUCTION




A Vision 1000 full-view door offers strength and beauty to match the stylish design of your home.

- 2" thick extruded commercial-grade aluminum frame provides durability, low maintenance and corrosion resistance
- Tongue and groove section joint with new leading edge gasket seal and the bottom weather seal improve air and water infiltration performance.
- ClearView Aluminum Strut System does not restrict viewing area and adds strength and durability to doors 16' to 24' wide
- Wind load options to meet local building codes
- Attractive, modern exterior handles (2) included
- Available in 1" width increments up to 24'


GLASS

Glass is tempered and available as single pane or insulated.


TRANSPARENT



TINT



OPAQUE



**Laminated, not tempered. Insulated glass not available.*

GLAZING OPTIONS


	SINGLE PANE						DUAL PANE						SINGLE PANE				
	Annealed		Tempered				Annealed		Tempered				Laminated	Polycarbonate			
	1/8"	1/8" Low-E	1/8"	1/8" Low-E	1/4"	1/4" Low-E	1/2"	1/2" Low-E	1/2"	1/2" Low-E	1/4"	Single 1/8"	Single 1/4"	Tri-Wall 5/8"	1/8"	1/4"	1/2"
CLEAR	•	•	•	•	•	•	•	•	•	•	•	•	•	•	•	•	•
OBSCURE	•	•	•	•	•	•	•	•	•	•	•	•	•	•	•	•	•
GREEN TINT	•	•	•	•	•	•	•	•	•	•	•	•	•	•	•	•	•
BRONZE TINT	•	•	•	•	•	•	•	•	•	•	•	•	•	•	•	•	•
GRAY TINT	•	•	•	•	•	•	•	•	•	•	•	•	•	•	•	•	•
GREYLITE	•	•	•	•	•	•	•	•	•	•	•	•	•	•	•	•	•
FROST	•	•	•	•	•	•	•	•	•	•	•	•	•	•	•	•	•
SNOW	•	•	•	•	•	•	•	•	•	•	•	•	•	•	•	•	•
WHITEOUT	•	•	•	•	•	•	•	•	•	•	•	•	•	•	•	•	•
BLACK ICE	•	•	•	•	•	•	•	•	•	•	•	•	•	•	•	•	•

COLOR OPTIONS

Actual color may vary from samples shown.

IN STOCK

ANODIZE




PAINT



SPECIAL ORDER

ANODIZE



Longer lead time and price upcharge may apply.

PAINT



RAL and custom paint colors available. Price upcharge and additional lead time apply.

**PVDF only*

	PVDF (Kynar)	Powder Coat
FADE RESISTANT	++	+
CORROSION RESISTANT	++	+
UV RESISTANT	++	+
ABRASION RESISTANT	+	++
STANDARD COLORS	26	21
RAL/CUSTOM COLORS PRICE UPCHARGE	\$	\$\$
TOUCH-UP PAINT	Included	NOT Included

