

HIGHLIGHT



Gain a unique perspective for your home. The Highlight collection combines strong horizontal lines with long expanses of glass to make a distinctive design statement.


PANEL DESIGNS

FOR SINGLE PANE GLAZING


Up To 8'2"
Wide 1 Panel



8'3" - 16'2" Wide
2 Panels



16'3" - 20'2" Wide
3 Panels




FOR INSULATED GLAZING


Up to 10'2"
Wide 2 Panels



10'3" - 16'2" Wide
3 Panels



16'3" - 20'2" Wide
4 Panels



SPECIFICATIONS

1000

Frame Construction	2" thick aluminum
Section Heights	Varies by door height
Door Widths	2' - 20'2" (in 1" increments)
Door Heights	6' - 20'1"
Clearview Strut System	Required for doors ≥ 16' wide
Wind Load¹ Available	NA
Finish Warranty	5 Years
Workmanship Warranty	5 Years
Hardware Warranty²	5 Years

¹ It is your responsibility to make sure that your garage door meets local building codes.

² Hardware warranty includes springs, cables, drums, rollers, and bearings.

For complete warranty details, contact your local Precision Door Service.

DOOR CONFIGURATIONS

FOR SINGLE PANE GLAZING

Door Width	# Center Stiles	# Windows/Section
Up to 8'2"	0	2
8'3" - 16'2"	1	4
16'3" - 20'2"	2	6

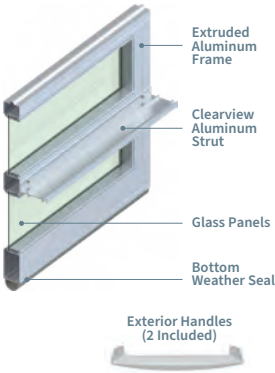
FOR INSULATED GLAZING

Door Width	# Center Stiles	# Windows/Section
Up to 10'2"	1	4
10'3" - 16'2"	2	6
16'3" - 20'2"	3	8

CONSTRUCTION

ALUMINUM

A Highlight multiview door offers unique styling to match any modern architecture.



- Extruded aluminum frame provides durability, low maintenance and corrosion resistance
- Tongue and groove section joints provide additional protection against the elements
- ClearView Aluminum Strut System does not restrict viewing area and adds strength and durability
- Equal glass heights in all sections of a door
- Glass expands up to 8'2" wide

GLASS

Glass is tempered and available as single pane or insulated.

TRANSPARENT



Clear



Obscure



Thermapro Low-E

TINT



Green



Bronze



Gray




GreyLite

OPAQUE




Frost



Snow



Whiteout*



Black Ice*

*Laminated, not tempered. Insulated glass not available.

GLAZING OPTIONS

	Tempered				Laminated			Polycarbonate			Acrylic		INSULATED Tempered	
	1/8"	1/8" Low-E	1/4"	1/4" Low-E	1/4"	Single 1/8"	Single 1/4"	Tri-Wall 5/8"	1/8"	1/4"	1/2"	1/2"	1/2" Low-E	
CLEAR	STD	●	●	●		●	●	●	●	●	●		●	
OBSCURE	●		●										●	
GREEN TINT	●		●										●	
BRONZE TINT	●		●										●	
GRAY TINT	●		●										●	
GREYLITE	●		●										●	
FROST	●		●						●					
SNOW					●				●					
WHITEOUT					●				●					
BLACK ICE					●				●					

COLOR OPTIONS

Actual color may vary from samples shown.

IN STOCK FINISHES

ANODIZE



Clear



Dark Bronze



Black

PAINT



White Powder Coat

SPECIAL ORDER FINISHES

Longer lead time and price upcharge apply.

ANODIZE



Champagne



Copper



Medium Bronze

PAINT

PVDF (Kynar®) & Powder Coat



White*



Bone White



Ivory



Sandstone



Burnt Sun



Sierra Tan



Beige



Light Seawolf



Dove Gray



Slate Gray



Charcoal Gray



Patina Green



Dark Ivy



Hartford Green



Military Blue



Interstate Blue



Colonial Red



Boysenberry



Sage Brown



Quaker Bronze



Super Black



Carnival Red II*



Classic Copper*



Champagne Pearl



Pewter*



Silver*

RAL and custom paint colors available. Price upcharge and additional lead time apply.

*PVDF only

	PVDF (Kynar)	Powder Coat
FADE RESISTANT	++	+
CORROSION RESISTANT	++	+
UV RESISTANT	++	+
ABRASION RESISTANT	+	++
STANDARD COLORS	26	21
RAL/CUSTOM COLORS PRICE UPCHARGE	\$	\$\$
TOUCH-UP PAINT	Included	NOT Included

RAL & CUSTOM PAINT FINISH COLORS AVAILABLE
Longer lead time and price upcharge apply.