

# ULTRA VIEW



Precision Liberty flush panel design in white with obscure windows.

Add visual interest to your contemporary, mid-century modern or transitional home. With Ultra View options, you decide the number and location of windows to create the door design you want. Just like your home, your garage door should be a reflection of your personal style.



1. Choose the Precision traditional collection based on your safety, energy efficiency and durability needs: Enduring, Olympiad or Liberty.
2. Choose the panel design that complements the exterior of your home: Short, Long, Flush\* or Ribbed\* panel.
3. Create your door design with short or long panel windows, clear or obscure glass, in any door location.†

The Ultra View Window Collection lets you create a Precision garage door that is uniquely your own!



\* Available in Enduring 300, Liberty 3138 and 300 only.




† Windows can be placed in any standard position on any section of a Precision traditional steel door.



Precision Enduring long panel design in white with clear windows.



Short or long panel windows with clear, obscure, frost or dark tint glass, placed in any standard position\* on any section of a Precision traditional steel door. Insulated† glass available for triple-layer doors.



\*Window design options may vary based on door width.  
†Obscure insulated glass not available.

Precision Olympiad long panel design in black with clear windows.

