



Traditional style. Exceptional value. The Liberty collection combines unique yet timeless traditional designs and color options with the durability & strength of steel and conventional hardware.

PANEL DESIGNS


Short Panel




Long Panel



Ribbed Panel*



Flush Panel



* Available in Precision Liberty 3138 and 300 only.

SPECIFICATIONS

	100	200	3138	300
Insulation ¹	N/A	Polystyrene	Polystyrene	Polystyrene
R-Value ²	N/A	6.64	6.48	9.05
Door Thickness	2"	2"	1-3/8"	2"
Steel Thickness	25 Gauge	25 Gauge	27/27 Gauge	27/27 Gauge
Wind Load Option ³	✓	✓	✓	✓
Paint Finish Warranty	15 Years	25 Years	Lifetime	Lifetime
Hardware Warranty ⁴	1 Year	2 Years	3 Years	3 Years

¹ Insulation has passed self-ignition, flamespread and smoke developed index fire testing.

² Calculated door section R-value is in accordance with DASMA TDS-163.

³ It is your responsibility to make sure that your garage door meets local building codes.

⁴ Hardware warranty includes springs, cables, drums, rollers, and bearings.

For complete warranty details, contact your local Precision Door Service.

CONSTRUCTION



ONE-LAYER: STEEL
 • Durable, reliable, low-maintenance



TWO-LAYER: STEEL + INSULATION
 • Durable, reliable, low-maintenance
 • Environmentally safe polystyrene thermal insulation with vinyl backing
 • Energy efficient and quiet



THREE-LAYER: STEEL + INSULATION + STEEL
 • Heavy-duty exterior and interior steel
 • Durable, reliable, low maintenance
 • Environmentally safe polystyrene thermal insulation
 • Two energy efficiency options – 1-3/8” or 2”
 • Extra quiet operation

COLOR OPTIONS

Actual color may vary from samples shown.



*Price upcharge applies. †Color only available in Liberty 3138
 Steel doors are pre-painted; homeowners can use exterior latex paint for custom colors. Non-factory painting of garage door voids the paint finish warranty.



700+ FACTORY-APPLIED COLORS!
 Visit a Sherwin-Williams store to select the SnapDry™ paint color of your choice. Price upcharge applies.



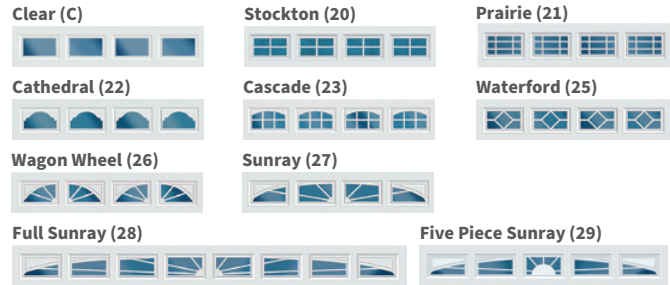
Add visual interest to your contemporary, mid-century modern or transitional home. With Ultra View Window Collection you decide the number and location of windows to create the door design you want.

WINDOW OPTIONS

DecraTrim Window Inserts


Window inserts shown on Clear glass. Inserts also available with Obscure, Frost and Dark Tint glass. Insulated glass available in Clear, Frost and Dark Tint.

SHORT PANEL



(White only)

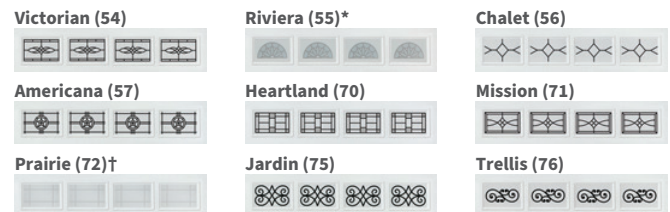
LONG PANEL



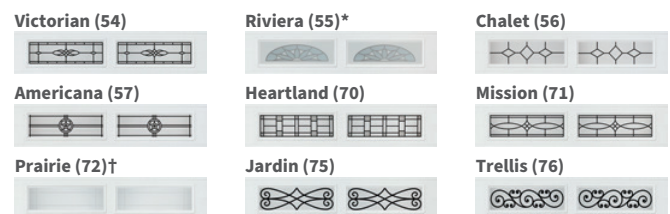
DecraGlass™ Windows

Tempered obscure glass with baked-on ceramic design. Window design visibility varies due to lighting.

SHORT PANEL



LONG PANEL



* Clear glass with printed frost pattern

† Obscure glass with v-groove.

© 2020 PHB. Each franchise independently owned and operated. Warranty coverage supplied by the Precision Door Service franchise servicing your area.